

Experience in Electrophysiological Study and Radiofrequency Ablation in Children at Yangon General Hospital

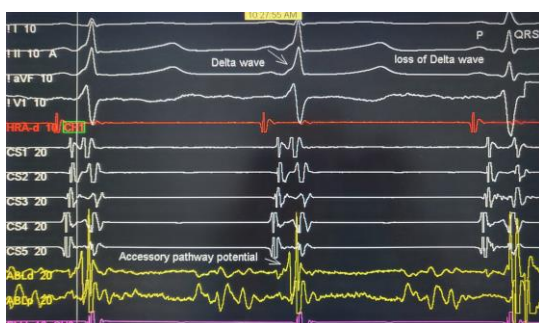
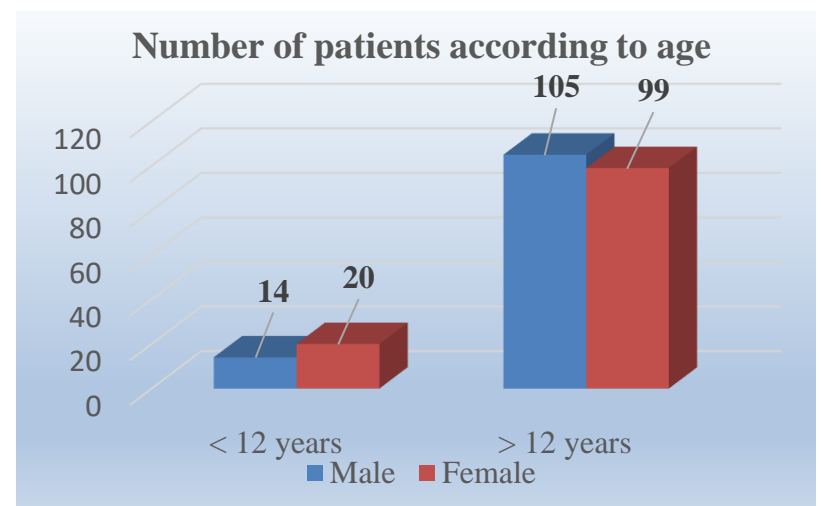
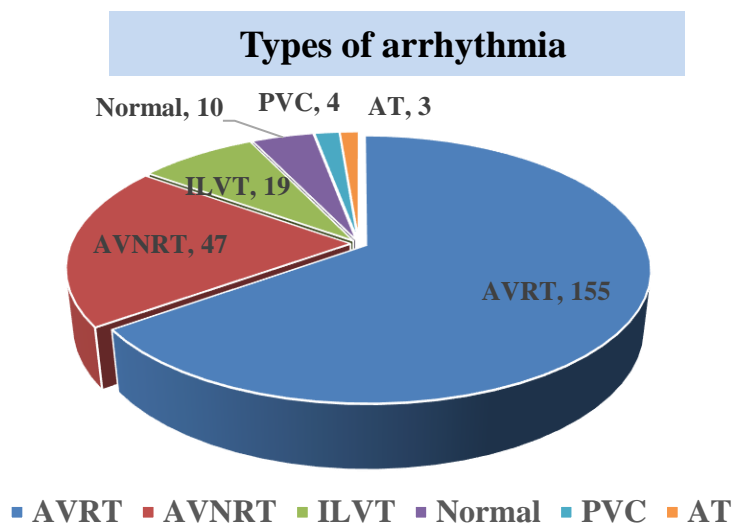
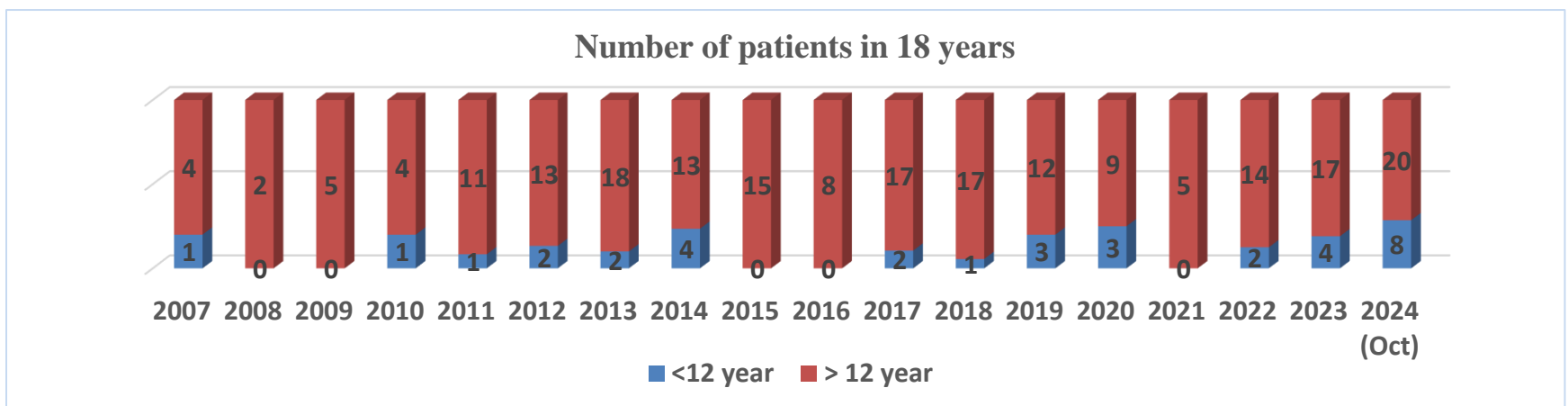
Nwe Nwe, Myat Soe, Thet Lel Swe Aye, Sein Khine, Theingi Tun
Department of Cardiology, Yangon General Hospital



Introduction : Since the Pediatric EP service is not yet established in Myanmar, Department of Cardiology, Yangon General Hospital has been the tertiary referral center for children with tachycardia.

Methods .: Patients under the age of 18 years who underwent EPS and RFA between 2007 to October 2024 were retrospectively studied through case records.

Findings



WPW Type A



WPW Type B



ILVT

Conclusion : As a tertiary referral center for EPS and RFA, Department of Cardiology, Yangon General Hospital is providing Pediatric EP service with high success rate and negligible complications. Limitations include preparation of different sizes of vascular sheaths, diagnostic and ablation catheters, arrangement of general anaesthesia and longer procedure time.